

Formative Evaluation
Chun Yi Huang
ETEC 644, Section 01
California State University San Bernardino
June 11, 2014

Formative evaluation involves the collection of data and information during the development process that can be used to improve the effectiveness of the instruction. Formative means that the instructional materials are in their formative, or early stages, and evaluation refers to the process of gathering data to determine the strengths and weaknesses of the instruction. "Thus, formative evaluation is a judgment of the strengths and weaknesses of instruction in its developing stages, for the purposes of revising the instruction to improve its effectiveness and appeal" (Tessmer, 1997, p. 11).

Formative evaluation procedures can be used throughout the design and development process. I have already formatively evaluated my materials in the process of developing them. I might lay out components on the screen, try them out, and then move them around if they are not exactly right. At this point, though, it's time to seek outside help. Even trying out instructional materials with a single learner can point out obvious flaws and lead to revisions that can have a major impact on the effectiveness of the instruction.

One-on-one learners are probably the most utilized form of formative evaluation. In this stage, one learner at a time reviews the instructional materials with the evaluator present. The evaluator observes how the learner uses the instruction, notes the learner's comments, and poses questions to the learner during and after the instruction.

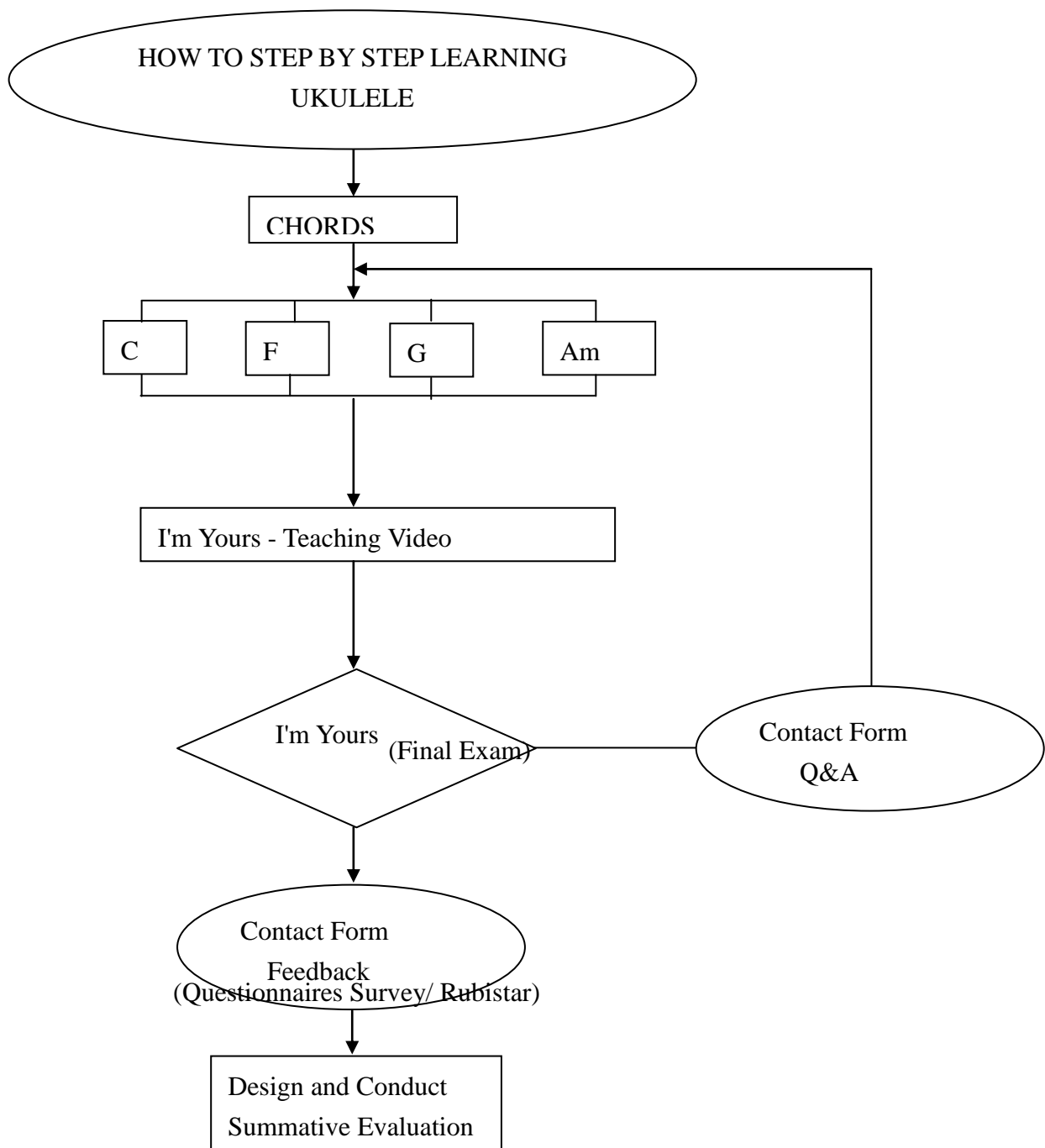
For my instructional strategies for teaching terminal objective, my goal statement focused on ukulele chords that are the most important thing to beginner because only need to learn basic 5-10 basic chords on this website. Therefore, I designed the ukulele website and share to my ukulele teacher. Mr. Chien helped me sharing this

website to his three ukulele students of beginner. Moreover, I recruited two friends who're interesting to learn ukulele. After then, I can focus on these students' feedback through questionnaires survey and discussion forum to improve my project.

1-1、[Questionnaires Survey](#)

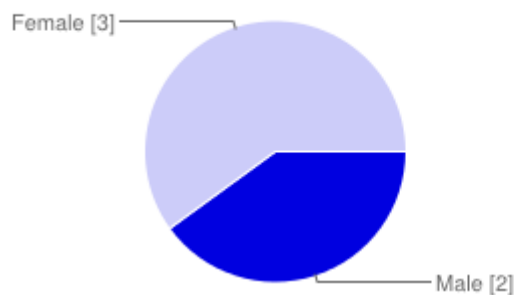
1-2、[Rubistar](#)

The participants followed this procedure as below :



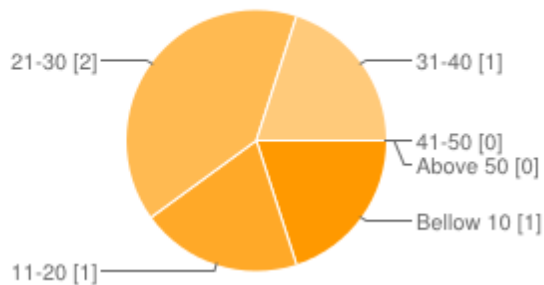
All of the survey items are well thought-out. Though overall the writing style of the survey items can be simplified and direct. I followed to Dr. Baek suggested me use a Likert scale. Evaluation of the learners was completed through course rubric, questionnaire survey, and formative and summative assessments. In the end of the course, I have pre- and post-tests (the quiz is in the last class and its one of the important evaluation in my course).

Gender



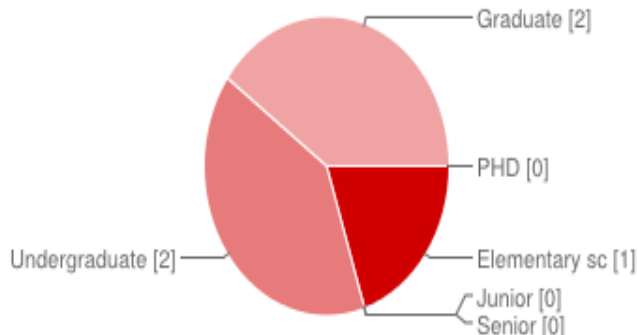
Male	2	40%
Female	3	60%

Age



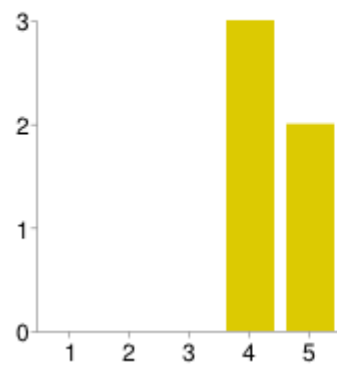
Bellow 10	1	20%
11-20	1	20%
21-30	2	40%
31-40	1	20%
41-50	0	0%
Above 50	0	0%

Educational Grade



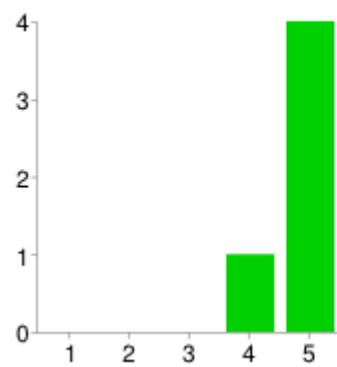
Elementary school	1	20%
Junior	0	0%
Senior	0	0%
Undergraduate	2	40%
Graduate	2	40%
PHD	0	0%

1 - Were you able to understand all of lesson in the time given?



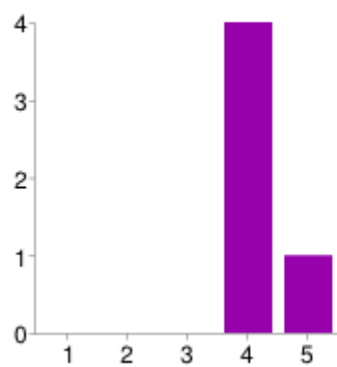
1	0	0%
2	0	0%
3	0	0%
4	3	60%
5	2	40%

2 .Were the directions clear and easy to follow?



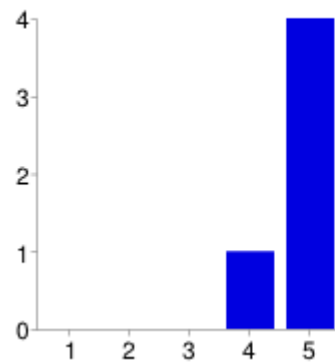
1	0	0%
2	0	0%
3	0	0%
4	1	20%
5	4	80%

3. Was the video in TalkShoe helpful?



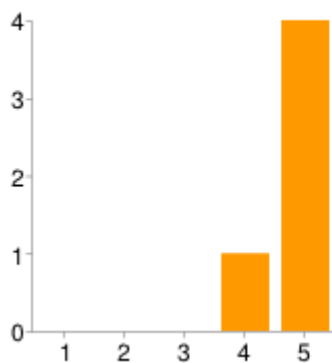
1	0	0%
2	0	0%
3	0	0%
4	4	80%
5	1	20%

4. Was the video (I'm Yours) in Youtube helpful?



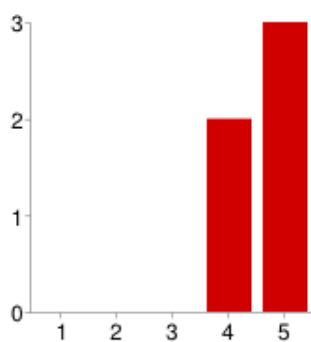
1	0	0%
2	0	0%
3	0	0%
4	1	20%
5	4	80%

5. Did you enjoy the lesson?



1	0	0%
2	0	0%
3	0	0%
4	1	20%
5	4	80%

6. Did this lesson help you better understand the international view of e-Learning?



1	0	0%
2	0	0%
3	0	0%
4	2	40%
5	3	60%

7. Did you like final ukulele recital exam (I'm Yours)? Why?*

Yes, that's very great idea because final help me to recheck my basic chords. No, I don't like exam that make me so nervous. But I believe that will really helpful for other learner. I learned a lot from the final ukulele recital exam. I rewarm this four basic chords when I practice I'm Yours this song. I like final ukulele recital exam because I'm Yours is my favorite song. That encouraged me to practice as much as I can and didn't feel bored. Good job!!! I love the "How to learn ukulele step by step" website. Great website to help me learn about basic ukulele. Final ukulele recital exam is good especially you video that's really good for me before take final exam. Thanks.

8. Did you have any recommend/ suggest in this course?

I want you teaching more song to help us learning more basic chords. Thank you. I like you can record more videos course in "How to learn ukulele step by step" website. Your video is well designed. By the way, the volume of the sound was very low. Can you fix it. Thanks. I really like the basic chords course especially your record the song (I'm Yours). I repeated many times that's really helpful to recheck this four basic chords. Thank you a lot to create this video. Thanks so much. I'm really enjoy this website. I already can play "I'm yours". I hope you can create more song to help us learn more basic chords. Thanks again. I'm really enjoy to learn ukulele now. I want to learn more different level ukulele courses. I'm so expect your future payment online courses.

After this questionnaire survey, I will make the following adjustments :

- 1) Some of them comment about my video of the sound was very low, I agree them that's a big problem for learners. So, I found a free program call "Avidemux" to help me solving this problem.
- 2) Make sure to add a credit section to indicate sources you borrowed the content about Uku. I will add one more page to indicate sources.
- 3) My participants are really enjoying to learn my ukulele chords and play the song (I'm Yours) . They wanted to learn more basic chords and play more songs. So, I'm going to teaching more basic chords by the song (Hotel California).

I learned a lot from Dr. Baek's courses of ETEC 544&644. Instructional Design is a systematic and systemic process for the creation of educational resources. It is often viewed as a "problem solving" process. For the reason that I used ADDIE design model to support my instructional design. The ADDIE instructional design model consists of Analysis, Design, Development, Implementation, and Evaluation. The general idea is to go down the list, but there will be occasions where one will jump from step to step to create an effective course. The first step in using the ADDIE model to create an online course is to analyze the data and what is being asked of the developer. This includes research, data collection, and beginning to lay the blueprint of what is needed to be effective. In order for the needs of the instructor and the

students to be met, the developer must address them here before designing the course. For an online course in physical education, the developer must first obtain the course objectives, goals set forth by the instructor, and the needs of the students. Web Design part, I used HTML5, CSS JavaScript, Adobe Premiere Pro CC and Weebly technologies to improve this online class.

The phases that I enjoyed the most were closely combine academic knowledge with practice in ETEC 644 project : [How to learn ukulele step by step](#). I can image many different roles in this project need to handle.

1) SME : Subject Matter Expert (Instructional Designer)

e.g. ADDIE, Google Drive, SurveyMonkey, and Rcampus

2) GD : Graphic Designer

e.g. ABC's R' US model

3) WM : Web Master

e.g. HTML5, CSS, JavaScript, and Weebly

4) MS : Media Specialist

e.g. YouTube, Avidemux, oCam,and, Adobe Premiere, and Video-editing tools

Moreover, Instructional Design is a systematic and systemic process for the creation of educational resources. It is often viewed as a "problem solving" process. For the reason that I used ADDIE design model to support our instructional design. The website design part, I used HTML5, JavaScript, Flash, QR code, and Google Drive technologies to design "How TO LEARN UKU STEP BY STEP" online courses. Also, I used Google Drive combine with Microsoft office (e.g. Word, Excel,

and Powerpoint) to create instructional materials and questionnaire survey. Finally, I provided some useful ukulele teaching videos from YouTube and recording video using video-editing tools (e.g. Movie Maker or iMovie) to enhance my uku chords course. The tools mentioned about website design, create instructional materials, and questionnaire survey, I am really familiar with so there is no need for training on how to use such tools. However, there have some challenges I encountered such as video-editing tools because I never used. So I learned from my design buddy Meng Qu and YouTube videos.

Ukulele Learning website can not only assist beginners no matter real audience or online students. Moreover, it can also be a good start for people who plan to learn guitar or other musical instruments in the future. As for my long-term goal, I want to by providing a platform for ukulele instructors design different level programs (payment) for future potential advanced learners.

References

- Dick, W., Carey, L. & Carey, J. (2015). *Systematic Design of Instruction*, (8th ed.) Upper Saddle River, NJ: Pearson.
- Anonymous, . (2010). Ukulele products. *Musical Merchandise Review*, 169(10), 34.
- Cervine, D. (2010). The ukulele. *Atlanta Review : AR*, 17(1), 50.
- Chomphan, S. (2012). Pitch analysis of ukulele. *American Journal of Applied Sciences*, 9(8), 1219-1224.
- Foster, L. (2013). The 'ukulele: A history. *Choice*, 50(9), 1636.
- Greenberg, M. (2002). The ukulele in your classroom. *Music Educators Journal*, 79(3), 43-48.
- Williams, G. (2009). Absolute beginners ukulele. *Library Journal*, 134(9), 79.
- Sweller, J. (2002, July). Visualisation and instructional design. In *Proceedings of the International Workshop on Dynamic Visualizations and Learning* (pp. 1501-1510). Tübingen: Knowledge Media Research Center.